Internomuro con stipiti per coprifili e senza stipiti

POCKET DOORS WITH JAMBS AND POCKET DOORS WITHOUT JAMBS

PORTA INTERNOMURO CON STIPITI PER COPRIFILI vedi pag 2
CARATTERISTICHE GENERALI ANTA vedi pag 10
POCKET DOOR WITH JAMBS see page 2
GENERAL FEATURES OF THE LIGHT DOORS see page 10

PORTA INTERNOMURO SENZA STIPITI vedi pag 13
CARATTERISTICHE GENERALI ANTA vedi pag 15
POCKET DOOR WITHOUT JAMBS see page 13
GENERAL FEATURES OF THE LIGHT DOORS see page 15

MODELLI ANTE - *DOORS*

MITICA

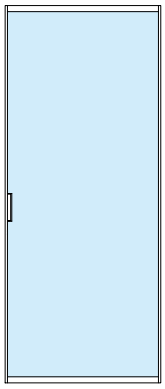

SFUMATA
LINE HORIZONTAL
VERTICAL



5X3
OFFICINA 3X2
4X1



MITICA:
Specchiatura: vetro temperato sp.6 mm o stratificato 3+3
Vedi cat. **A1** - **A2** - **A3** - **A4** - **A5** - **A6**

Glass: tempered 6 mm thickness or stratified 3+3 mm
*See cat. **A1** - **A2** - **A3** - **A4** - **A5** - **A6***

LINE - OFFICINA:
Specchiatura: vetro temperato sp.6 mm
Vedi cat. **A1** - **A2** - **A3**

Glass: tempered 6 mm thickness
*See cat. **A1** - **A2** - **A3***

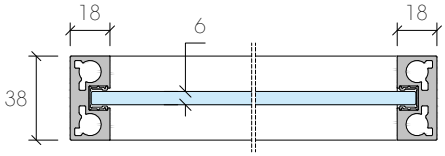

PIANA

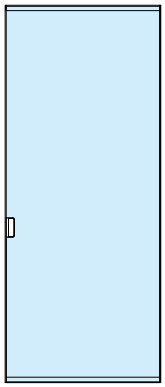

PIANA
CON FASCIA

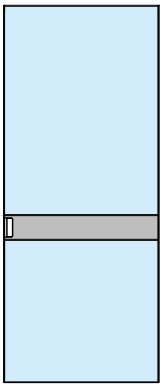

PIANA:
Vetri temperati trasparenti e satinati sp.4mm
con fascia perimetrale retro verniciata
Vedi cat. **D1**-**D2**
Vetri temperati retro verniciati coprenti sp.4mm
Vedi cat. **D3**-**D4**-**D5**
*Attenzione gli specchi non sono temperati
Finitura fasce sp. 4mm (vedi listino prezzi)

Transparent and glazed tempered glasses 4mm thickness
with back painted band
*See cat. **D1**-**D2***
Back painted tempered glasses 4mm thickness
*See cat. **D3**-**D4**-**D5***
**Be careful the glasses are not tempered*
Bands finishings 4mm (see price list)

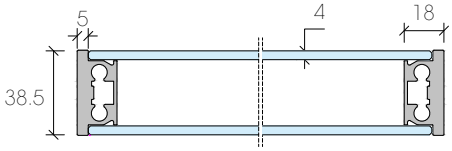

MATERICA

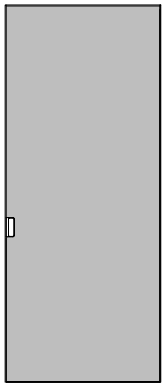

MATERICA
CON FASCIA

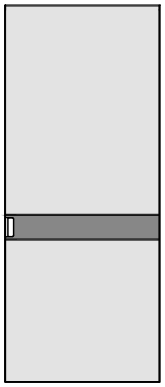

MATERICA:
Materiali sp.4mm
Vedi cat. **D6** - **D7** - **D8**
Finitura fasce sp. 4mm (vedi listino prezzi)

Materials 4mm thickness
*See cat. **D6** - **D7** - **D8***
Bands finishings 4mm (see price list)

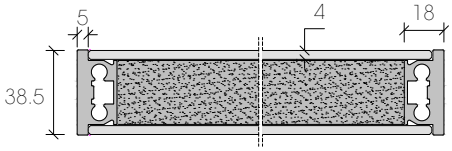

TESA



LIGHT



TESA:
Anta legno
Vedi cat. **E** - Laccato **RAL** o **NCS**

Wooden door
*See cat. **E** - Laccato **RAL** o **NCS***

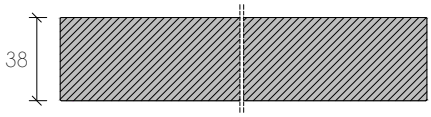

LIGHT:
Specchiatura: vetro temperato sp.8 mm o stratificato 4+4
(vedi cat. **B1** - **B2** - **B3** - **B4** - **B5** - **B6**)

Glass: tempered 8 mm thickness or stratified 4+4 mm
*(see cat. **B1** - **B2** - **B3** - **B4** - **B5** - **B6**)*

Internomuro PIANA

CON STIPITI PER COPRIFILI - *POCKET DOORS WITH JAMBS*

ANTA SINGOLA - *SINGLE DOOR*



PIANA



PIANA CON FASCIA

La porta singola internomuro è composta da:
- stipiti con elemento telescopico
- stipite di battuta
- N°1 anta predisposta per aggancio carrello
- coprifili personalizzabili

The single pocket door is made of:
- *Jambs including telescopic profile*
- *Doorjamb end*
- *N° 1 door with brackets to hook the trolley*
- *Cover profile for jambs*

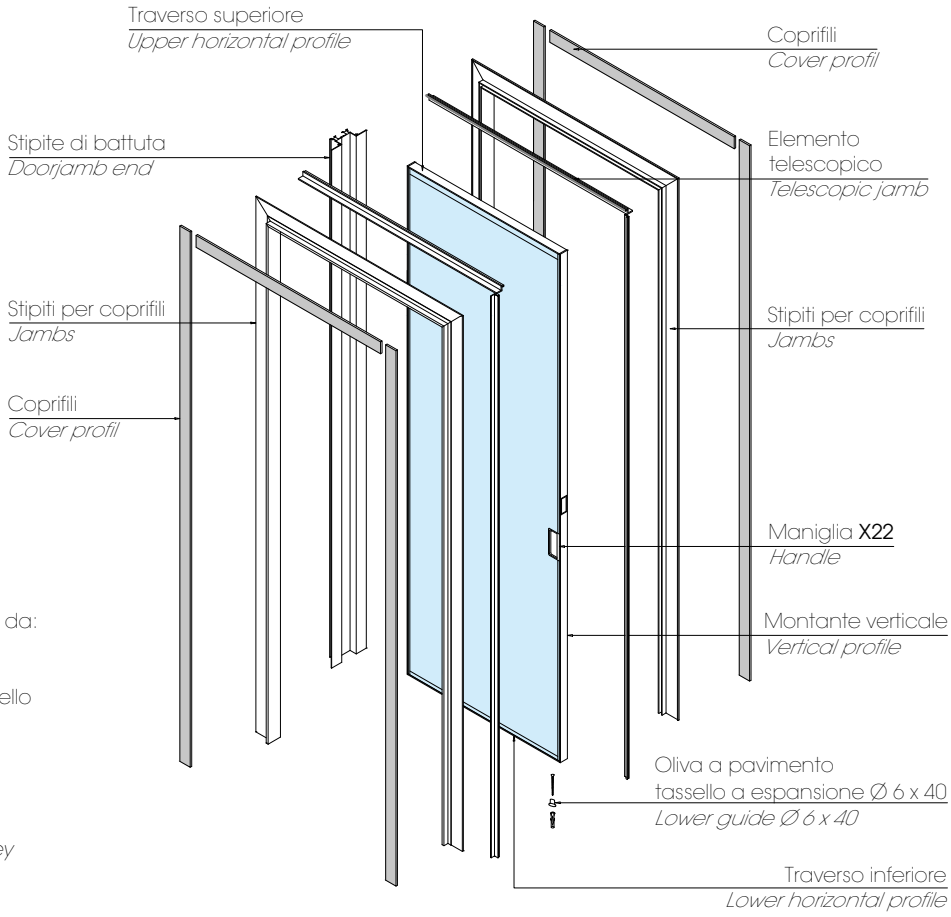

ANTA DOPPIA - *DOUBLE SLIDING*

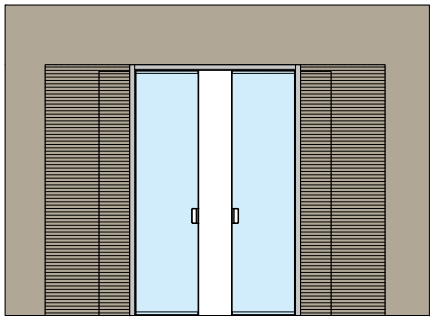

PIANA
PIANA CON FASCIA

La porta doppia interno muro è composta da:
-stipiti con elementi telescopici
-N°2 ante complete predisposte per aggancio carrello
-coprifili personalizzabili

The double pocket door is made of:
- *Jambs including telescopic profile*
- *N° 2 door with brackets to hook the trolley*
- *Cover profile for jambs*

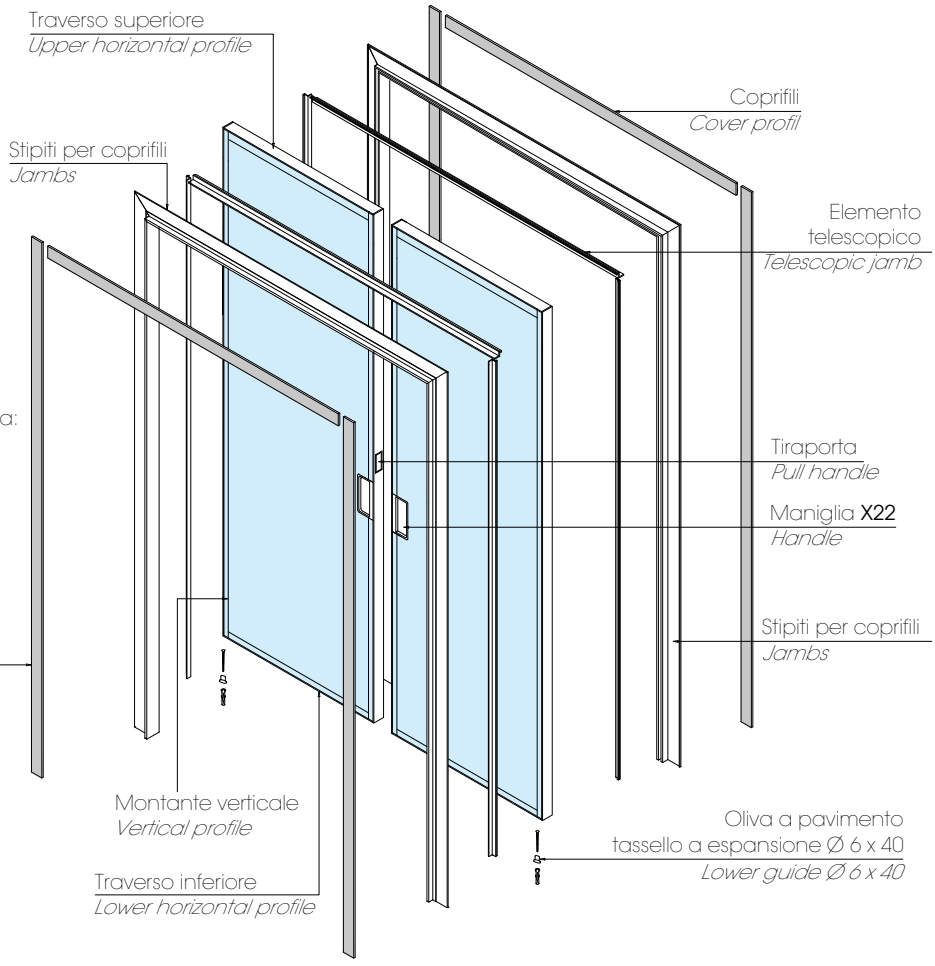

Internomuro CARATTERISTICHE TECNICHE - *TECHNICAL FEATURES*

CON STIPITI PER COPRIFILI - *POCKET DOORS WITH JAMBS*

CARATTERISTICHE APERTURA - *OPENING FEATURES*

Apertura totale dell'anta
with sliding 100% inside the pocket

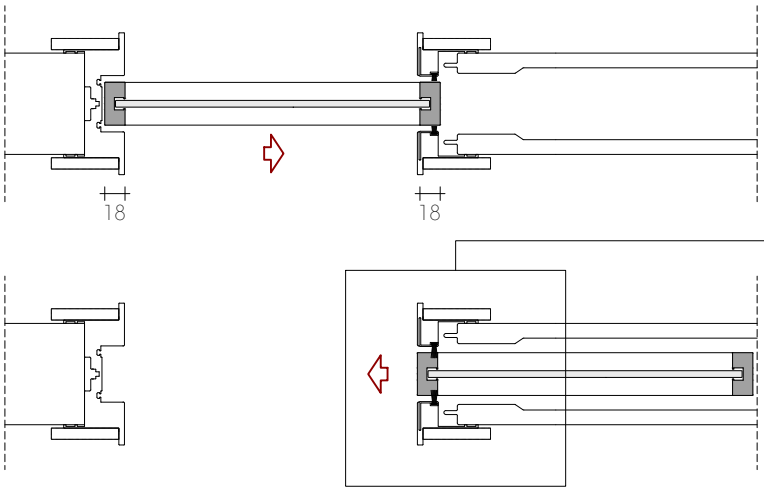

PARTICOLARE ANTA CON APERTURA TOTALE
DETAIL OF FULL OPENING DOOR

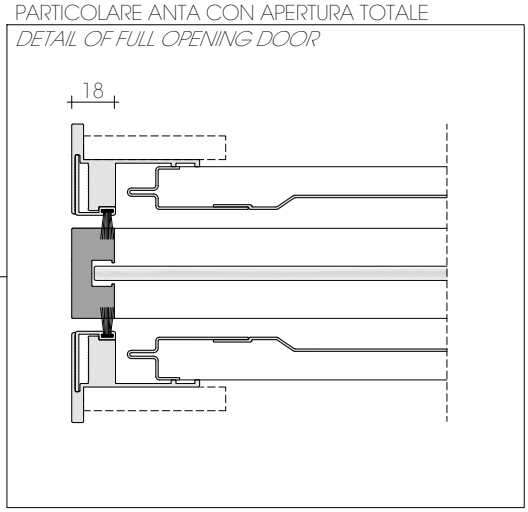

POSIZIONAMENTO OLIVE A PAVIMENTO - *FIX LOWER GUIDE*

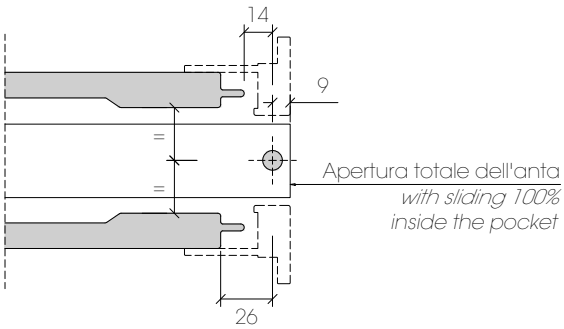

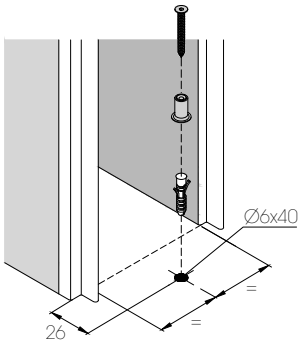

Oliva a pavimento fissa

INSERIMENTO CARRELLI DI SCORRIMENTO (forniti con il controtelaio)
INSERTION SLIDING RUNNERS (delivered with counter-frame)

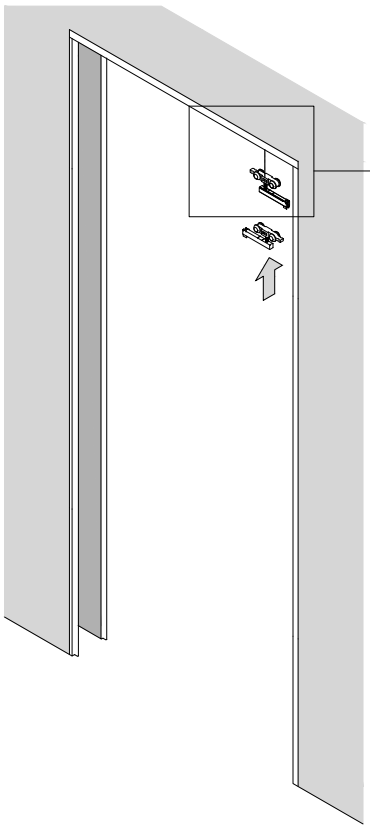

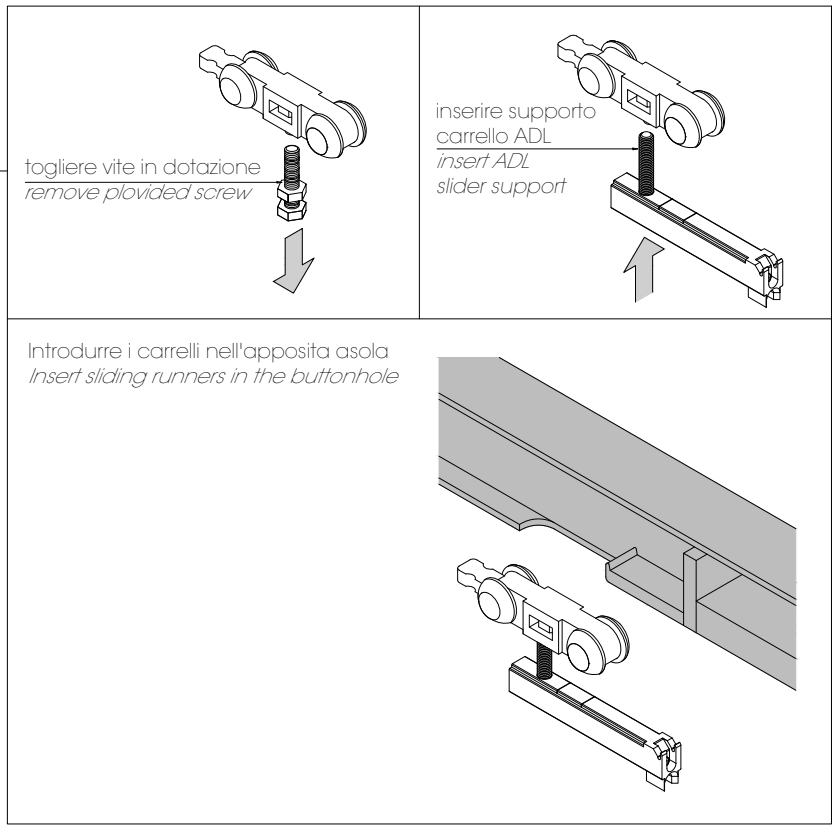

Internomuro anta SINGOLA - *SINGLE Pocket door*

CON STIPITI PER COPRIFILI - *POCKET DOORS WITH JAMBS*

INDICAZIONE PER L'ORDINE
ORDER INSTRUCTIONS

1) Indicare la Luce telaio A
Specify the frame clearance A

2) Indicare l'altezza del sottobinario da terra B
Specify the height from floor up to overhead rail B

3) Lo spessore del muro C
Specify the wall thickness C

4) Ordinare la porta comprensiva degli stipiti
Order the door with jamb-covers

5) Specificare la maniglia o la serratura
Specify the handle or the lock

6) Ordinare coprifili anteriore e posteriore
Order front and back cover profiles

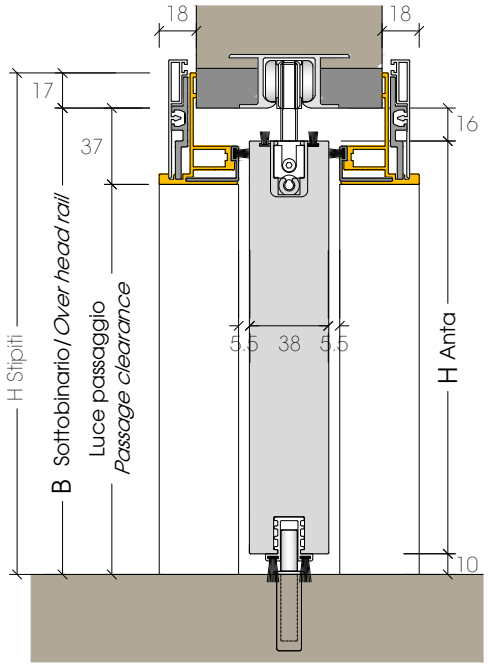

REGOLE PER IL CALCOLO DELLE DIMENSIONI DELLE ANTE
(predisposte per l'attacco dei carrelli previsti dal "controtelaio")
RULES TO CALCULATE THE DOORS' SIZES
(ready for the rail foreseen by the sliding system)

L	anta *door*	= A	Luce telaio *Frame clearance*	- 35 mm

H	anta *door*	= B	Sottobinario *Over head rail*	- 26 mm

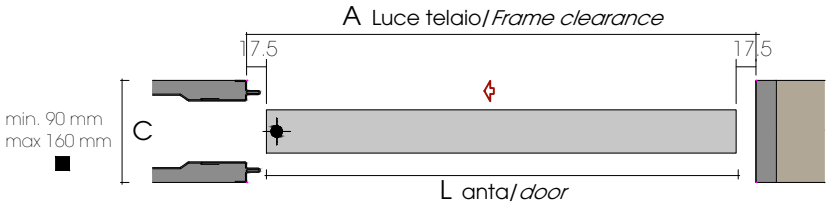

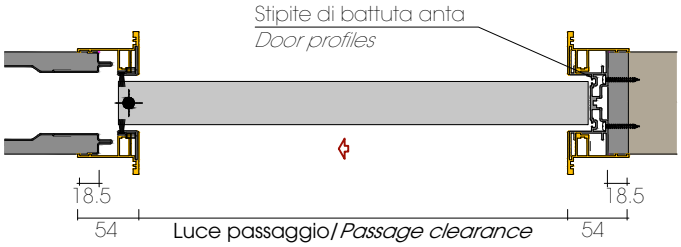

* TOLLERANZE:
** TOLERANCES:*

Il sistema di regolazione degli stipiti permette una tollerenza, rispetto alle dimensioni della luce telaio di:
The regulation system of the jambs allows a tolerance, compared to the sizes of the frame clearance of:

larghezza *width*	+10 mm - 10 mm
altezza *height*	+10 mm - 10 mm

- Per spessori di muro maggiori e per controtelai in posizione asimmetrica, vedi pag. 10 AGGIUSTAGGI
- *For wall thicknesses larger and for counter-frames in asymmetrical position, see page 10 JAMB ADJUSTEMENT*

MISURE CONTROTELAI / *COUNTER-FRAMES*	Luce telaio* *Over head rail**		Luce passaggio *Passage clearance*		Dimensioni Anta *Door dimensions*	
	A	B	larghezza *width*	altezza *height*	L larghezza *width*	H altezza *height*
	650	2050	579	2013	615	2024
		2150		2113		2124
	750	2050	679	2013	715	2024
		2150		2113		2124
	850	2050	779	2013	815	2024
		2150		2113		2124
	950	2050	879	2013	915	2024
		2150		2113		2124
	1050	2050	979	2013	1015	2024
		2150		2113		2124
	1150	2050	1079	2013	1115	2024
		2150		2113		2124
	1250	2050	1179	2013	1215	2024
		2150		2113		2124

Internomuro anta DOPPIA - *DOUBLE Pocket door*

CON STIPITI PER COPRIFILI - *POCKET DOORS WITH JAMBS*

INDICAZIONE PER L'ORDINE
ORDER INSTRUCTIONS

1) Indicare la Luce telaio A
Specify the frame clearance A

2) Indicare l'altezza del sottobinario da terra B
Specify the height from floor up to overhead rail B

3) Lo spessore del muro C
Specify the wall thickness C

4) Ordinare la porta comprensiva degli stipiti
Order the door with jamb-covers

5) Specificare la maniglia
Specify the handle

6) Ordinare coprifili anteriore e posteriore
Order front and back cover profiles

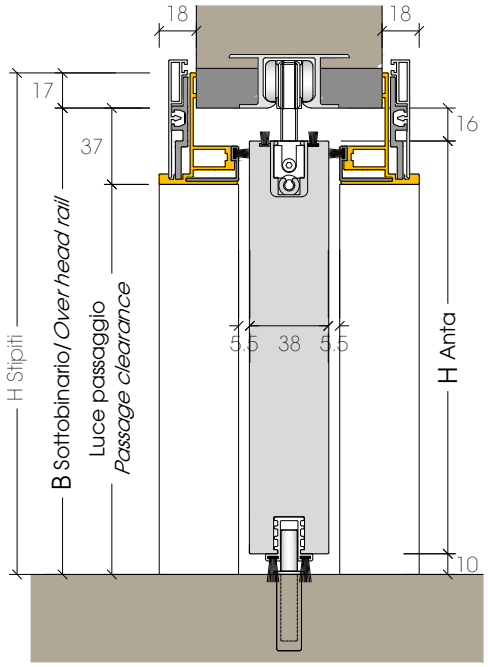

REGOLE PER IL CALCOLO DELLE DIMENSIONI DELLE ANTE
(predisposte per l'attacco dei carrelli previsti dal "controtelaio")
RULES TO CALCULATE THE DOORS' SIZES
(ready for the rail foreseen by the sliding system)

L	anta *door*	= (A	Luce telaio *Frame clearance*	: 2)	- 18 mm

H	anta *door*	= B	Sottobinario *Over head rail*	- 26 mm

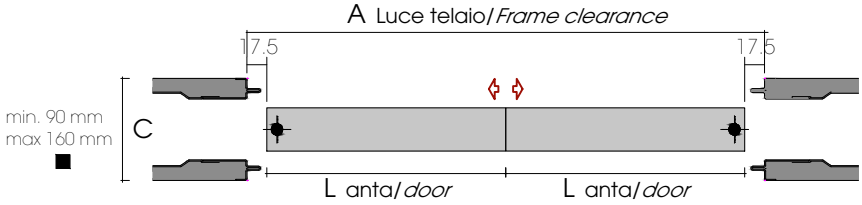

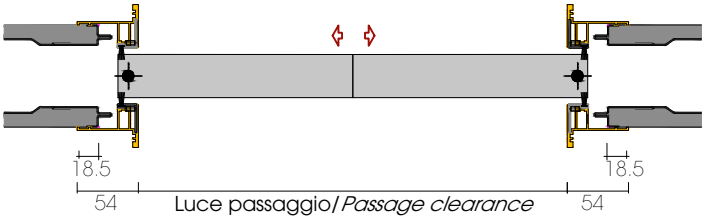

* TOLLERANZE:
** TOLERANCES:*

Il sistema di regolazione degli stipiti permette una tollerenza, rispetto alle dimensioni della luce telaio di:
The regulation system of the jambs allows a tolerance, compared to the sizes of the frame clearance of:

larghezza *width*	+10 mm - 10 mm
altezza *height*	+10 mm - 10 mm

- Per spessori di muro maggiori e per controtelai in posizione asimmetrica, vedi pag. 11 AGGIUSTAGGI
- *For wall thicknesses larger and for counter-frames in asymmetrical position, see page 11 JAMB ADJUSTEMENT*

MISURE CONTROTELAI / *COUNTER-FRAMES*	Luce telaio* *Over head rail**		Luce passaggio *Passage clearance*		Dimensioni Anta *Door dimensions*	
	A	B	larghezza *width*	altezza *height*	L larghezza *width*	H altezza *height*
	1250	2050	1179	2013	607	2024
		2150		2113		2124
	1450	2050	1379	2013	707	2024
		2150		2113		2124
	1650	2050	1579	2013	807	2024
		2150		2113		2124
	1850	2050	1779	2013	907	2024
		2150		2113		2124
	2050	2050	1979	2013	1007	2024
		2150		2113		2124
	2250	2050	2179	2013	1107	2024
		2150		2113		2124
	2450	2050	2379	2013	1207	2024
		2150		2113		2124

COPRIFILI - *COVER PROFILES*

PORTE INTERNOMURO CON STIPITI PER COPRIFILI - *POCKET DOORS WITH JAMBS*

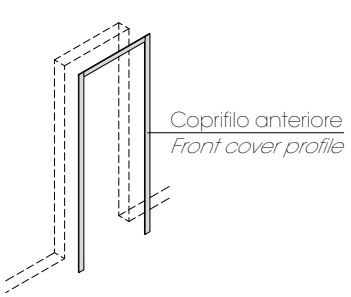

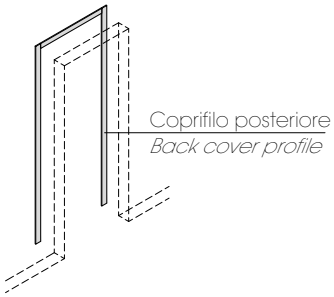

COPRIFILO IN ALLUMINIO
ALUMINUM COVER PROFILE

PER PORTE: MITICA - LINE - OFFICINA - PIANA - MATERICA - TESA
FOR DOORS: MITICA - LINE - OFFICINA - PIANA - MATERICA - TESA

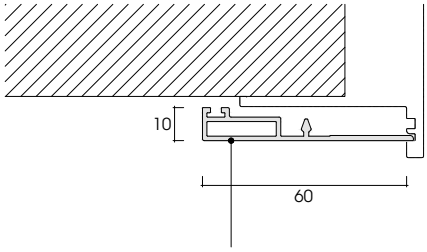

ANODIZZATO / VERNICIATO: VEDI FINITURE ADL
ANODIZED / VARNISHED: SEE ADL FINISHING

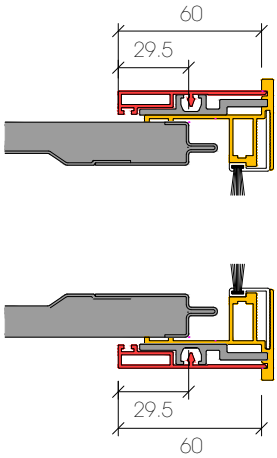

COPRIFILO IN VETRO
GLASS COVER PROFILE

PER PORTE: MITICA - PIANA - MATERICA
FOR DOORS: MITICA - PIANA - MATERICA

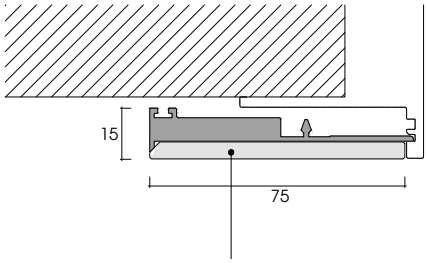

VEDI CAT. **D3** - **D4** - **D5**
SEE CAT. ***D3*** - ***D4*** - ***D5***

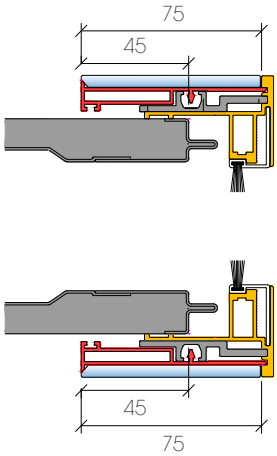

SENZA COPRIFILO PER RIVESTIMENTO CLIENTE
WITHOUT COVER PROFILE FOR CUSTOMIZED PANNELING

PER PORTE: MITICA - LINE - OFFICINA - PIANA - MATERICA - TESA
FOR DOORS: MITICA - LINE - OFFICINA - PIANA - MATERICA - TESA

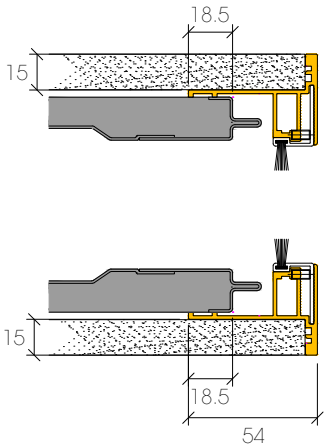

Internomuro CARATTERISTICHE TECNICHE - *TECHNICAL FEATURES*

CON STIPITI PER COPRIFILI - *POCKET DOORS WITH JAMBS*

STIPITI CON ELEMENTO TELESCOPICO - *JAMBS INCLUDING TELESCOPIC PROFILE*

STIPITE A per spessore muro da 90 mm a 126 mm *JAMB A for wall thickness from 90 mm to 126 mm* SENZA L'UTILIZZO DELL'AGGIUSTAGGIO/WITHOUT SPASER APPLICATION		STIPITE B per spessore muro da 126 mm a 160 mm *JAMB B for wall thickness from 126 mm to 160 mm* SENZA L'UTILIZZO DELL'AGGIUSTAGGIO/WITHOUT SPASER APPLICATION	
ESCURSIONE MINIMA *MINIMUM STROKE*	ESCURSIONE MASSIMA *MAXIMUM STROKE*	ESCURSIONE MINIMA *MINIMUM STROKE*	ESCURSIONE MASSIMA *MAXIMUM STROKE*
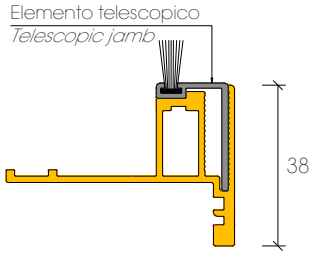	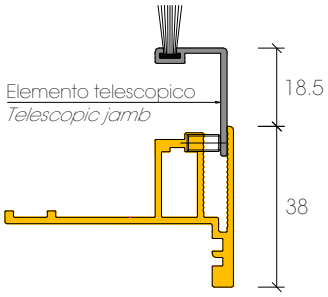	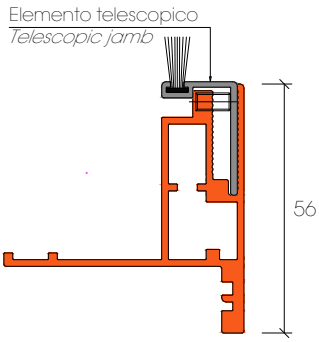	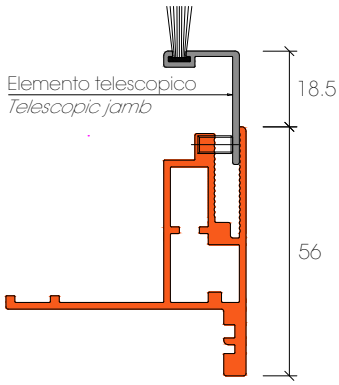
sp muro 90 mm *wall thickness 90 mm*	sp muro 126 mm *wall thickness 126 mm*	sp muro 126 mm *wall thickness 126 mm*	sp muro 160 mm *wall thickness 160 mm*

con ESCURSIONE MINIMA / *with MINIMUM STROKE*
sp muro/ *wall thickness* = 45 x 2 = 90 mm
interasse/ *centre to centre distance* = 45 mm

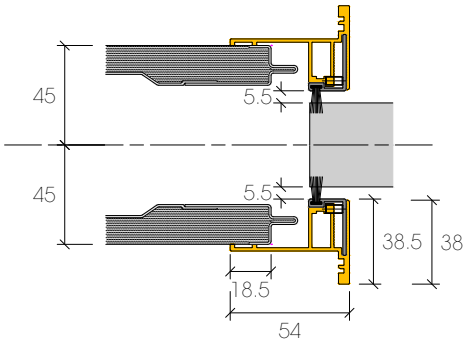

con ESCURSIONE MINIMA / *with MINIMUM STROKE*
sp muro/ *wall thickness* = 63 x 2 = 126 mm
interasse/ *centre to centre distance* = 63 mm

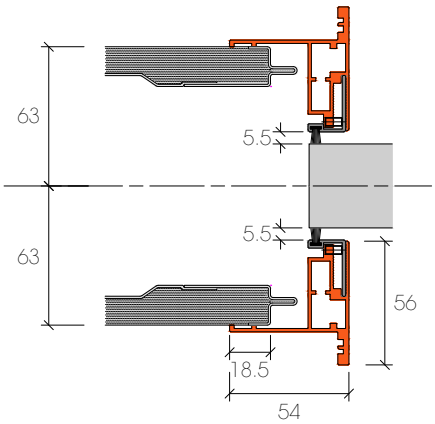

con ESCURSIONE MASSIMA / *with MAXIMUM STROKE*
sp muro/ *wall thickness* = 63 x 2 = 126 mm
interasse/ *centre to centre distance* = 63 mm

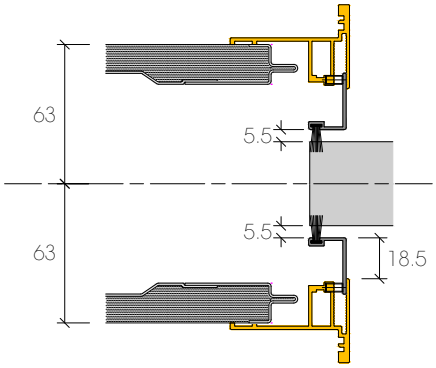

con ESCURSIONE MASSIMA / *with MAXIMUM STROKE*
sp muro/ *wall thickness* = 80 x 2 = 160 mm
interasse/ *centre to centre distance* = 80 mm

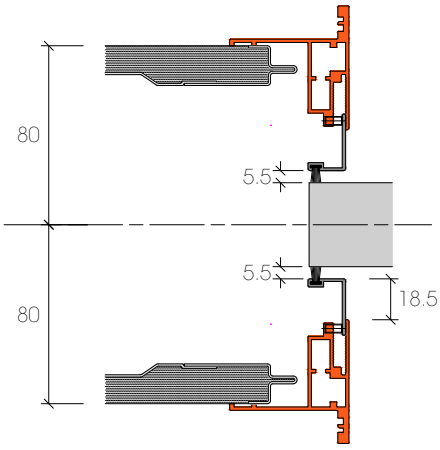

AGGIUSTAGGI - *JAMBS ADJUSTAMENT*

PER ANTA SINGOLA CON STIPITI PER COPRIFILI - *FOR SINGLE POCKET DOORS WITH JAMBS*

Aggiustaggio stipite, singolo (1 lato) o doppio (2 lati), fornito a misura in base allo spessore del muro C
Jamb adjustment, single (1 side) or double (2 sides), custom made delivered according to the thickness of the wall C

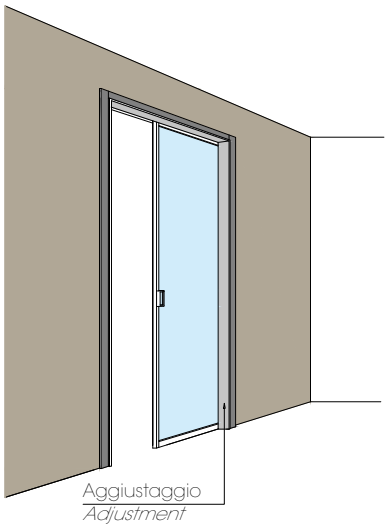

INDICAZIONE PER L'ORDINE
ORDER INSTRUCTIONS

1) Indicare la Luce telaio A
Specify the frame clearance A

2) Indicare l'altezza del sottobinario da terra B
Specify the height from floor up to overhead rail B

3) Lo spessore del muro C
Specify the wall thickness C

4) Asse controtelaio - filo interno muro D
Axis counter - frame - internal - line wall D

5) Asse controtelaio - filo esterno muro E
Axis counter- frame - external- line wall E

Si utilizza l'aggiustaggio nei seguenti casi:
It is available to use the adjustement in the following situations:

AGGIUSTAGGIO SINGOLO: D maggiore di 80 mm. Spessore totale C massimo 255 mm (E = 80 mm + D 175 mm)
SINGLE ADJUSTMENT: D exceeding 80 mm. Total thickness C maximum 255 mm (E = 80 mm + D 175 mm)

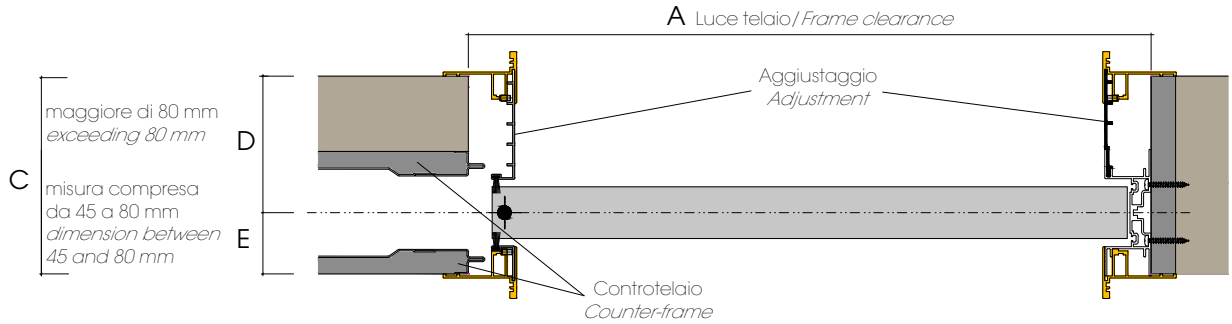

AGGIUSTAGGIO DOPPIO: D e E maggiore di 80 mm. Spessore totale C massimo 350 mm (D = 175 mm + E = 175 mm)
DOUBLE ADJUSTMENT: D and E exceeding 80 mm. Total thickness C maximum 350 mm (D = 175 mm + E = 175 mm)

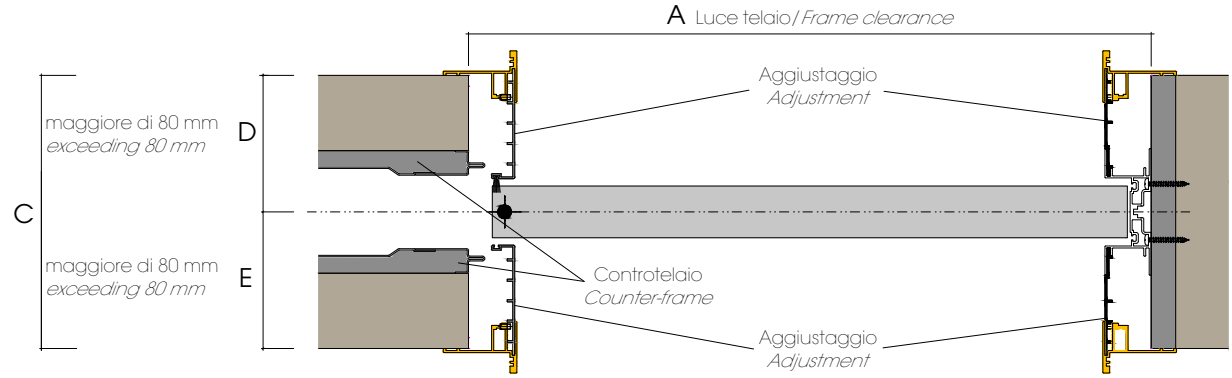

D - E compreso tra 45 mm e 80 mm *from 45 to 80 mm* → NO AGGIUSTAGGIO - *NO ADJUSTMENT*

D - E maggiore di 80 mm *wider than 80 mm* → AGGIUSTAGGIO - *ADJUSTMENT*

AGGIUSTAGGI - *JAMBS ADJUSTAMENT*

PER ANTA DOPPIA CON STIPITI PER COPRIFILI - *FOR DOUBLE POCKET DOORS WITH JAMBS*

Aggiustaggio stipite, singolo (1 lato) o doppio (2 lati), fornito a misura in base allo spessore del muro C
Jamb adjustment, single (1 side) or double (2 sides), custom made delivered according to the thickness of the wall C

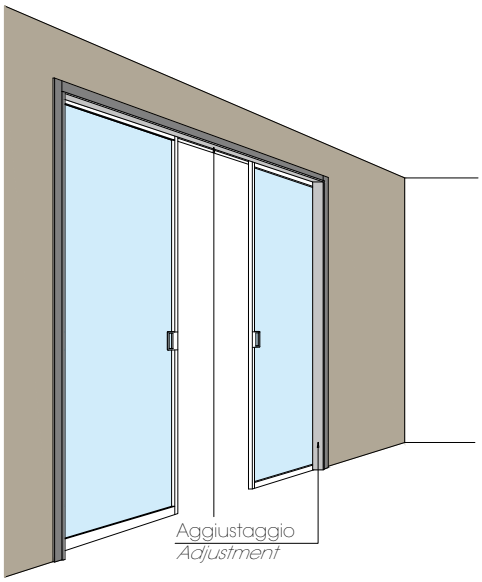

INDICAZIONE PER L'ORDINE
ORDER INSTRUCTIONS

1) Indicare la Luce telaio A
Specify the frame clearance A

2) Indicare l'altezza del sottobinario da terra B
Specify the height from floor up to overhead rail B

3) Lo spessore del muro C
Specify the wall thickness C

4) Asse controtelaio - filo interno muro D
Axis counter - frame - internal - line wall D

5) Asse controtelaio - filo esterno muro E
Axis counter- frame - external- line wall E

Si utilizza l'aggiustaggio nei seguenti casi:
It is available to use the adjustement in the following situations:

AGGIUSTAGGIO SINGOLO: D maggiore di 80 mm. Spessore totale C massimo 255 mm (E = 80 mm + D 175 mm)
SINGLE ADJUSTMENT: D exceeding 80 mm. Total thickness C maximum 255 mm (E = 80 mm + D 175 mm)

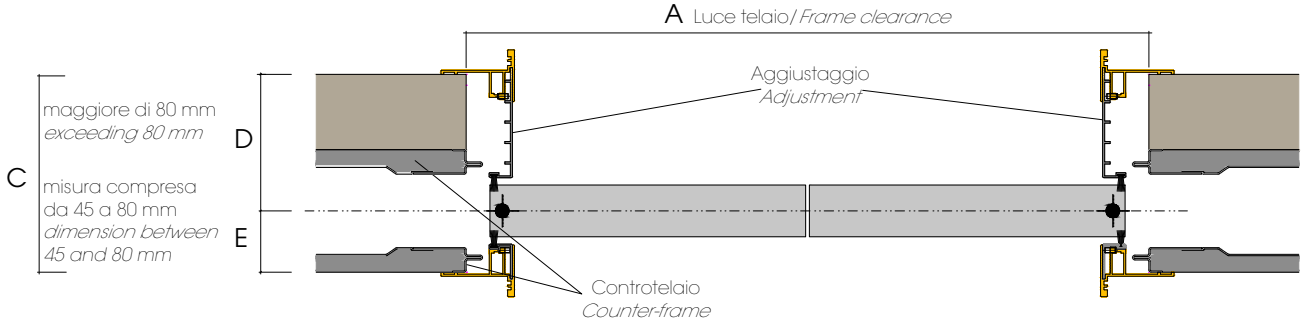

AGGIUSTAGGIO DOPPIO: D e E maggiore di 80 mm. Spessore totale C massimo 350 mm (D = 175 mm + E = 175 mm)
DOUBLE ADJUSTMENT: D and E exceeding 80 mm. Total thickness C maximum 350 mm (D = 175 mm + E = 175 mm)

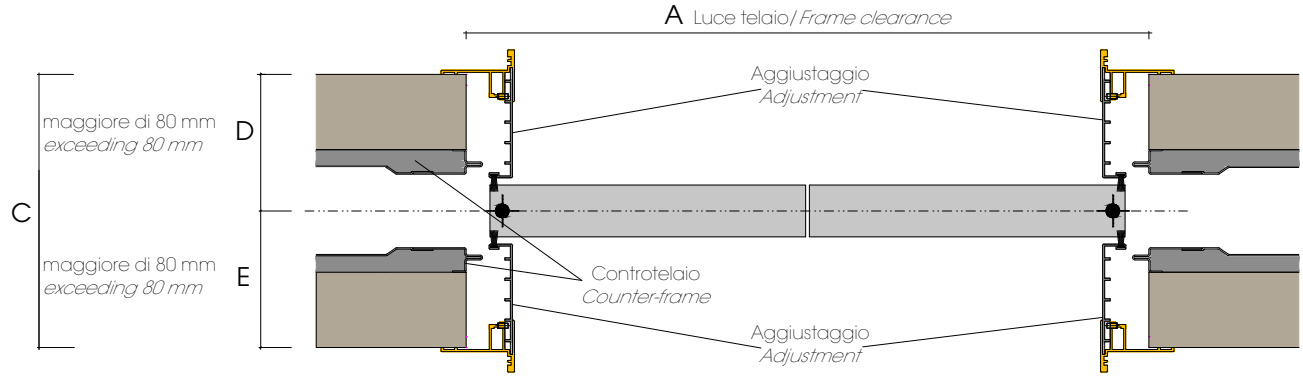

D - E compreso tra 45 mm e 80 mm → NO AGGIUSTAGGIO - *NO ADJUSTMENT*
from 45 to 80 mm

D - E maggiore di 80 mm → AGGIUSTAGGIO - *ADJUSTMENT*
wider than 80 mm

PIANA Internomuro - *Pocket door*

CARATTERISTICHE GENERALI ANTA PIANA - *GENERAL FEATURES OF THE PIANA DOORS*

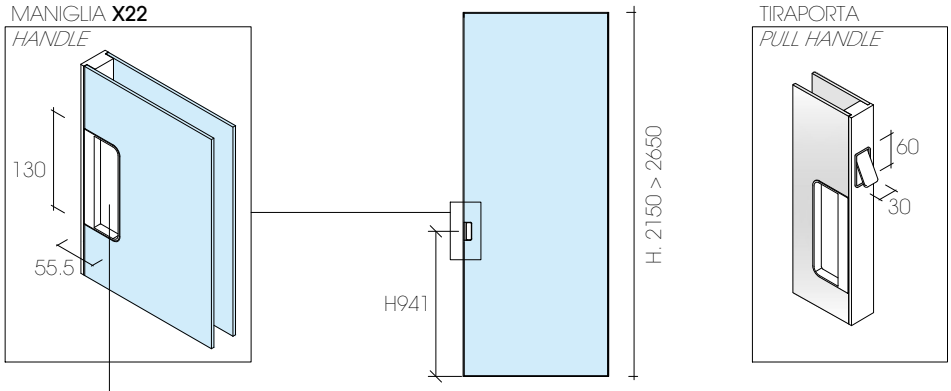

Maniglia in pressofusione in zama, verniciata in finitura uguale al telaio dell'anta
Die casting handle in zamak, lacquered in the same finishing of the door frame

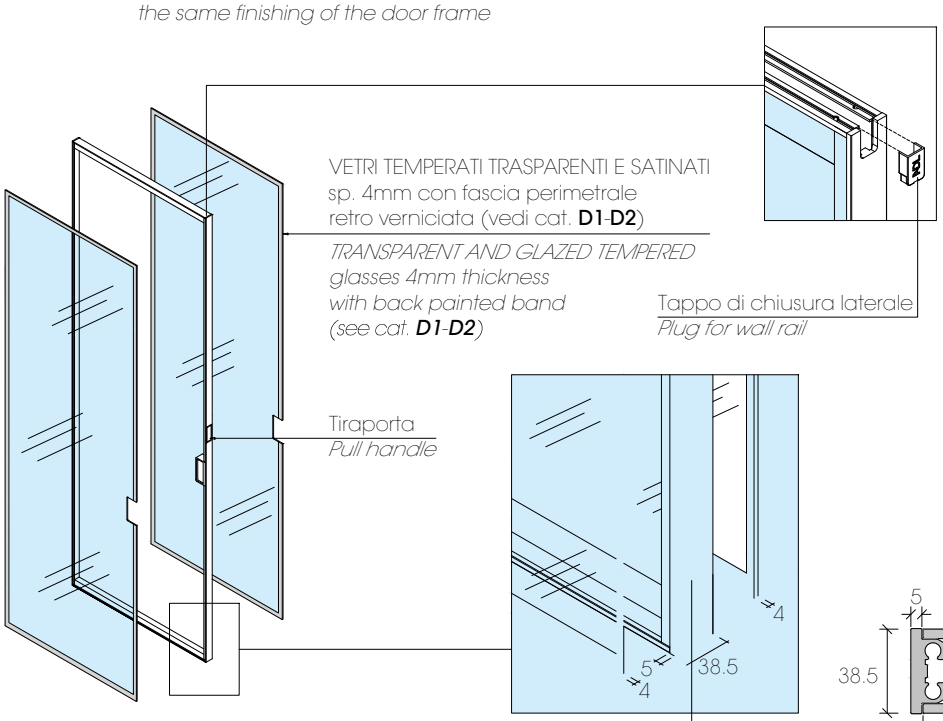

Telaio anta in alluminio anodizzato o verniciato polvere
Door's frame in anodized aluminium or painted with powder

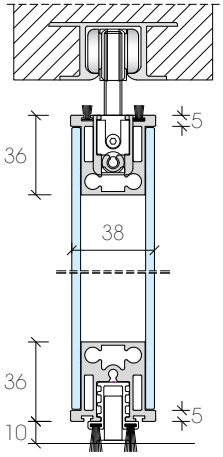

Sezione verticale
Vertical section

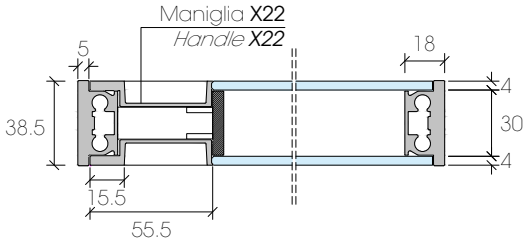

Sezione orizzontale - *Horizontal section*

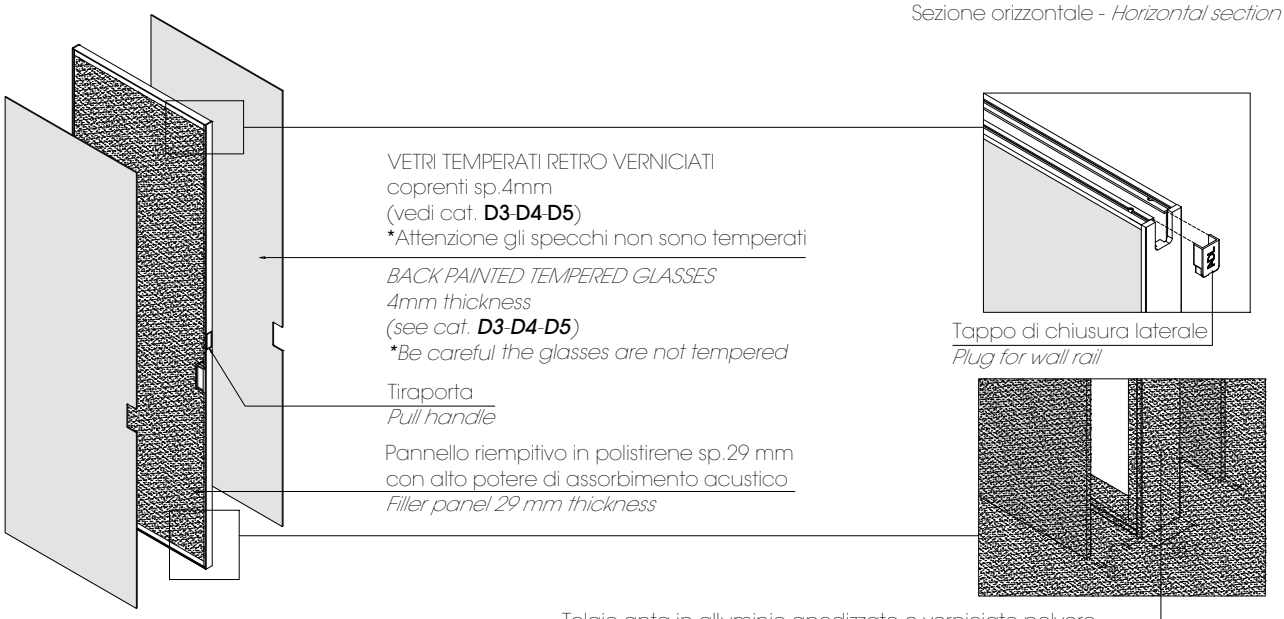

Telaio anta in alluminio anodizzato o verniciato polvere
Door's frame in anodized aluminium or painted with powder

Vedi tabella finiture nel listino prezzi
See all the finishing on the price list

PIANA CON FASCIA Internomuro - *WITH BAND Pocket door*

CARATTERISTICHE GENERALI ANTA PIANA - *GENERAL FEATURES OF THE PIANA DOORS*

MANIGLIA **X22**
HANDLE

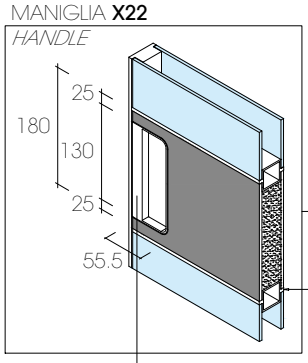

Specchiatura
Finishing

Fascia
Band

180

850

Specchiatura
Finishing

H. 2150 > 2650

Traversini
Glazing bars

TIRAPORTA
PULL HANDLE

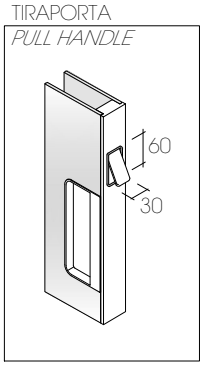

Maniglia in pressofusione in zama, verniciata in finitura uguale al telaio dell'anta
Die casting handle in zamak, lacquered in the same finishing of the door frame

Tappo di chiusura laterale
Plug for wall rail

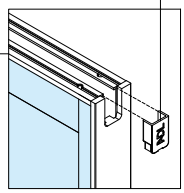

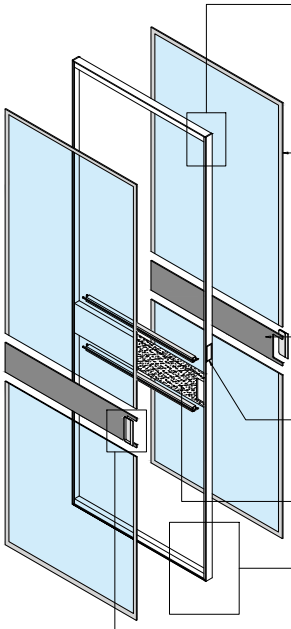

VETRI TEMPERATI TRASPARENTI E SATINATI sp. 4mm con fascia perimetrale retro verniciata (vedi cat. **D1-D2**)
*TRANSPARENT AND GLAZED TEMPERED glasses 4mm thickness with back painted band (see cat. **D1-D2**)*

Finitura fasce sp. 4mm vedi listino prezzi
Bands finishings 4mm See price list

Tiraporta
Pull handle

Pannello riempitivo in polistirene sp.29 mm
Filler panel 29 mm thickness

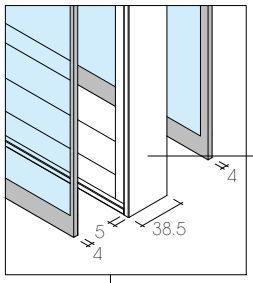

Telaio anta e traversini in alluminio anodizzato o verniciato polvere
Door's frame and glazing bars in anodized aluminium or painted with powder

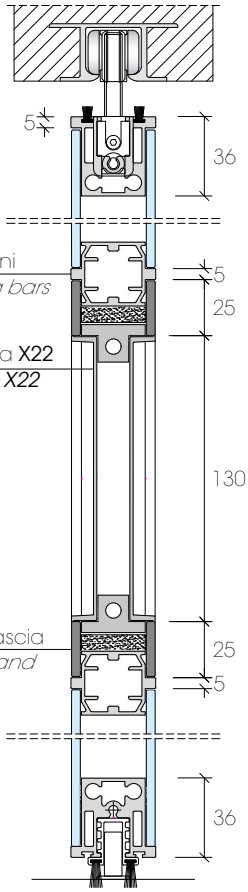

Traversini
Glazing bars

Maniglia **X22**
*Handle **X22***

Fascia
Band

MANIGLIA/ *HANDLE* **X22**

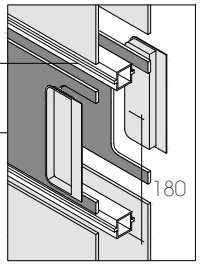

Traversini
Glazing bars

Pannello riempitivo in polistirene sp.29 mm
Filler panel 29 mm thickness

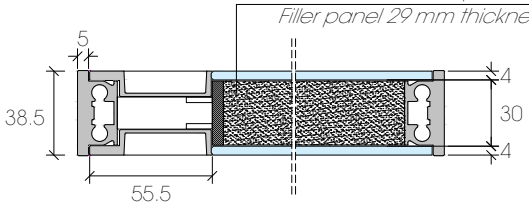

Sezione orizzontale - *Horizontal section*

Sezione verticale
Vertical section

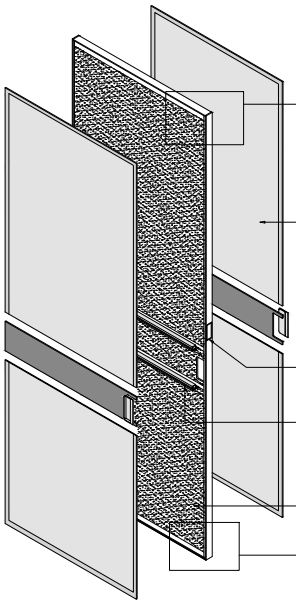

VETRI TEMPERATI RETRO VERNICIATI coprenti sp.4mm (vedi cat. **D3-D4-D5**)
*Attenzione gli specchi non sono temperati

*BACK PAINTED TEMPERED GLASSES 4mm thickness (see cat. **D3-D4-D5**)*
**Be careful the glasses are not tempered*

Tiraporta
Pull handle

Traversini
Glazing bars

Pannello riempitivo in polistirene sp.29 mm con alto potere di assorbimento acustico
Filler panel 29 mm thickness

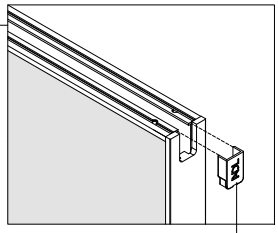

Tappo di chiusura laterale
Plug for wall rail



Telaio anta in alluminio anodizzato o verniciato polvere
Door's frame in anodized aluminium or painted with powder

Vedi tabella finiture nel listino prezzi
See all the finishing on the price list

ADL

PIANA Internomuro - *Pocket door*

CARATTERISTICHE GENERALI ANTA PIANA - *GENERAL FEATURES OF THE PIANA DOOR*

SERRATURE PIANA - PIANA CON FASCIA - SOLO PER ANTA INTERNOMURO SINGOLA

LOCKS PIANA - PIANA WITH BAND - ONLY FOR SINGLE POCKET DOOR

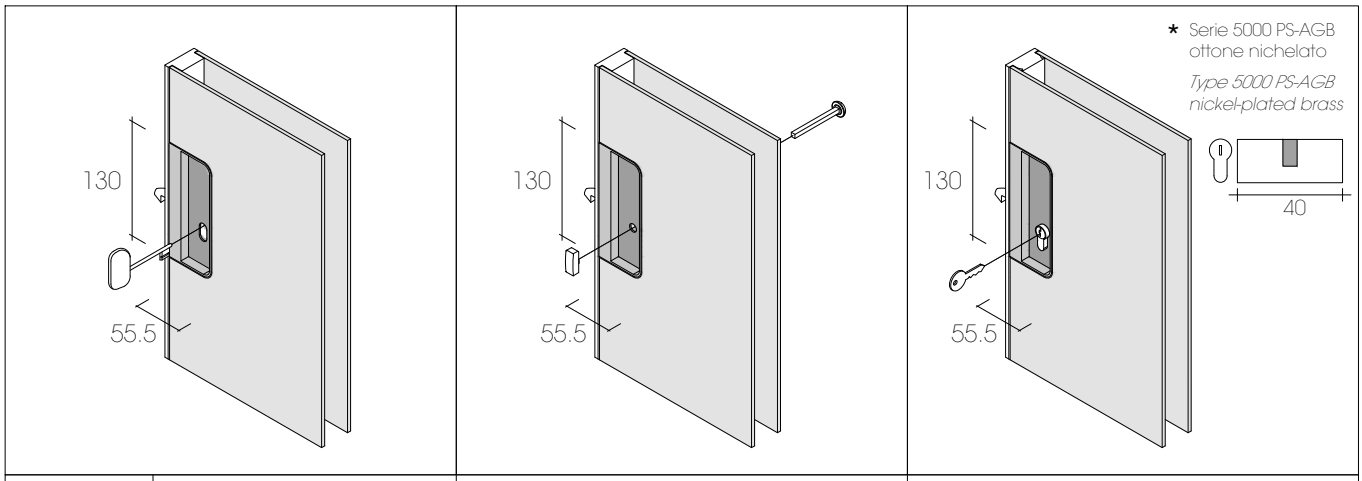

Tipo *Type*	X32	X33	X34
Caratteristiche *Characteristics*	con chiave *with key*	con nottolino (wc) in finitura = telaio *with latch (wc) same frame's finishing*	cilindro tipo "Yale" * *cylinder model "Yale"*

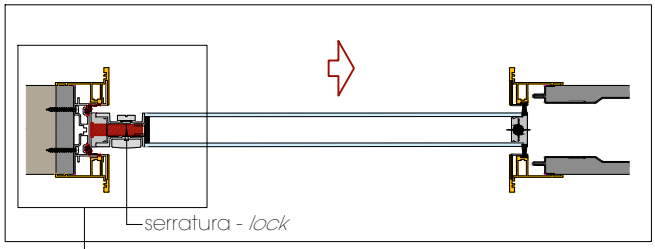

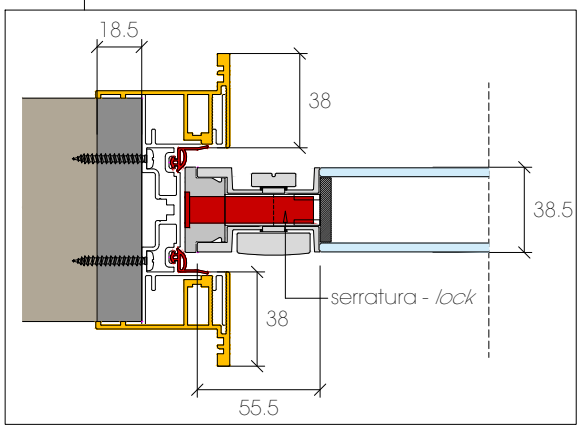

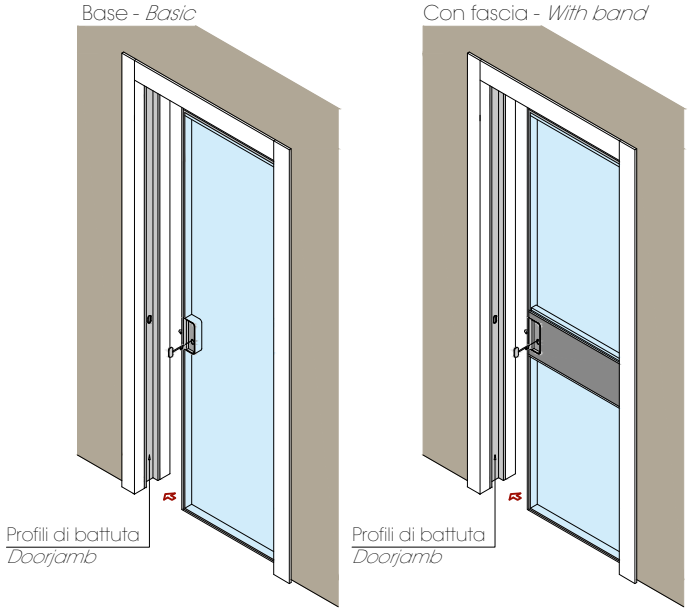

Internomuro PIANA

CONTROTELAIO SENZA STIPITI - *POCKET DOORS WITHOUT JAMBS*

ANTA SINGOLA - *SINGLE DOOR*

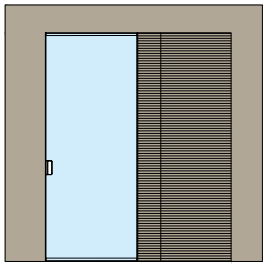

PIANA

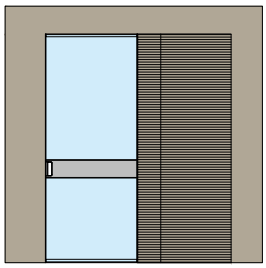

PIANA CON FASCIA

La porta singola internomuro è composta da:
- N°1 anta predisposta per aggancio carrello

The single pocket door is made of:
- N° 1 door with brackets to hook the trolley

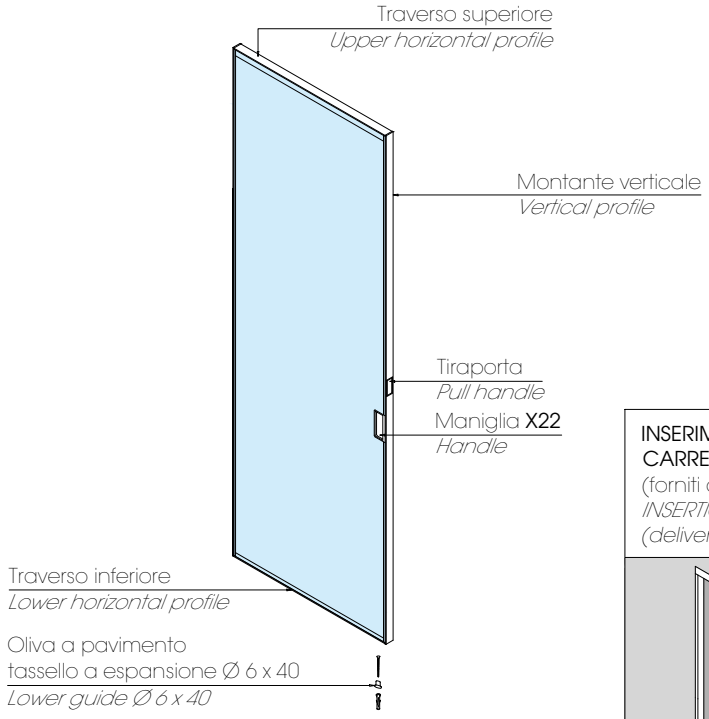

INSERIMENTO
CARRELLI DI SCORRIMENTO
(forniti con il controtelaio)
INSERTION SLIDING RUNNERS
(delivered with counter-frame)

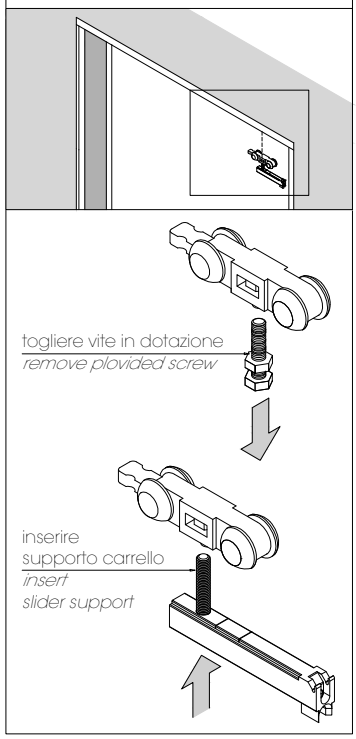

ANTA DOPPIA - *DOUBLE SLIDING*

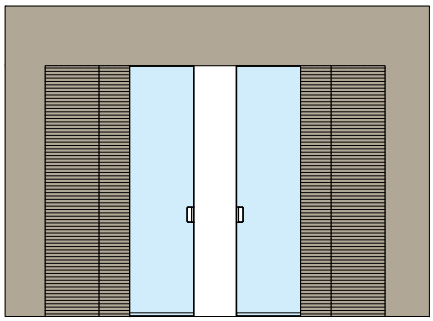

PIANA
PIANA CON FASCIA

La porta doppia interno muro è composta da:
-N°2 ante complete predisposte per aggancio carrello

The double pocket door is made of:
- N° 2 door with brackets to hook the trolley

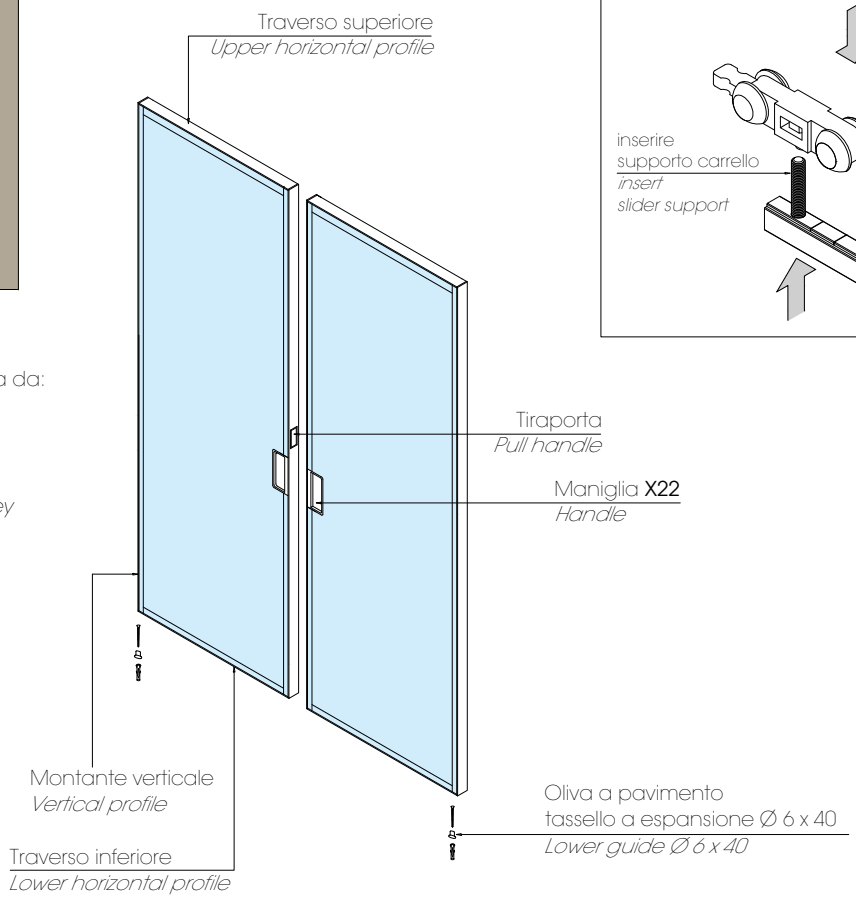

Internomuro anta SINGOLA e DOPPIA - *SINGLE and DOUBLE door*

CONTROTELAIO SENZA STIPITI - *POCKET DOORS WITHOUT JAMBS*

POSIZIONAMENTO OLIVE A PAVIMENTO
FIX LOWER GUIDE

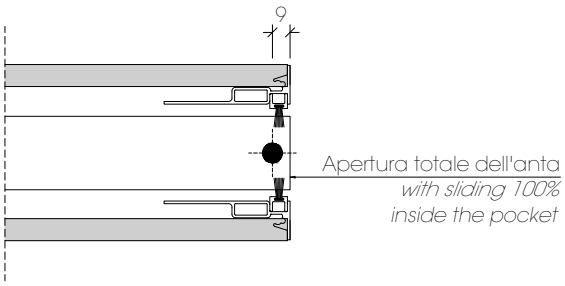

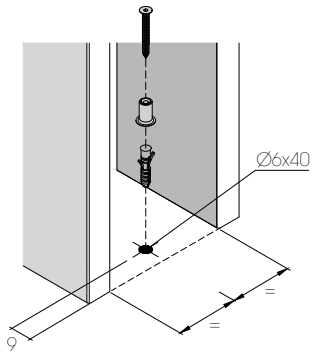

Oliva a pavimento fissa

INDICAZIONE PER L'ORDINE
ORDER INSTRUCTIONS

1) Indicare la dimensione del PASSAGGIO
Specify the PASSAGE CLEARANCE

2) Specificare finiture
Specify the finishing

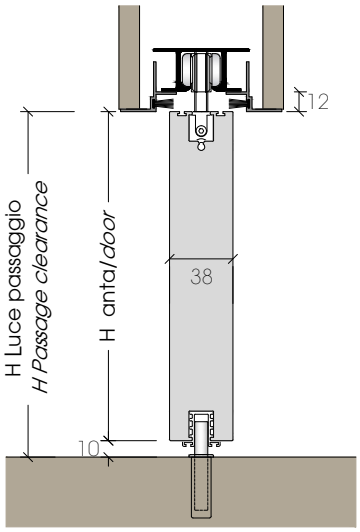

REGOLE PER IL CALCOLO DELLE DIMENSIONI DELLE ANTE
(predisposte per l'attacco dei carrelli previsti dal "controtelaio")
RULES TO CALCULATE THE DOORS' SIZES
(ready for the rail foreseen by the sliding system)

PORTA INTERNOMURO SINGOLA SENZA STIPITI
SINGLE POCKET DOOR WITHOUT JAMBS

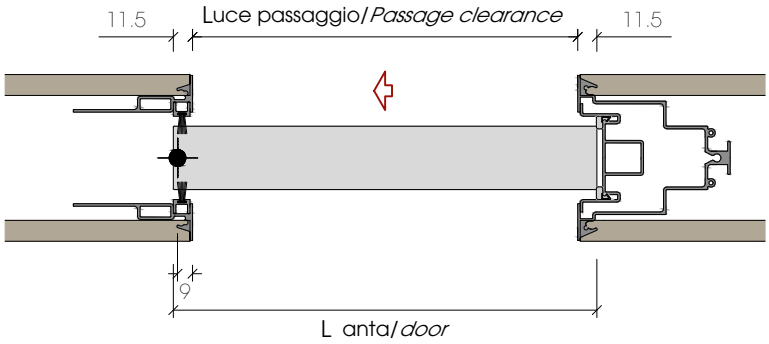

$$L_{\substack{anta\\door}} = \text{Luce passaggio}_{\textit{Passage clearance}} + 23\text{ mm}$$

$$H_{\substack{anta\\door}} = H_{\substack{\text{Luce passaggio}\\\textit{Passage clearance}}} - 10\text{ mm}$$

PORTA INTERNO MURO DOPPIA SENZA STIPITI
DOUBLE POCKET DOOR WITHOUT JAMBS

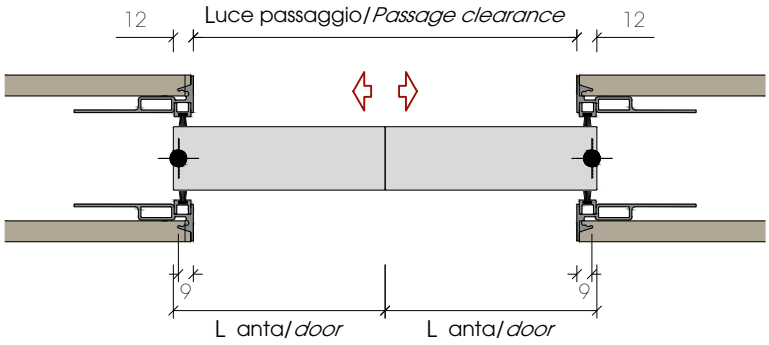

$$L_{\substack{anta\\door}} = \frac{\text{Luce passaggio}_{\textit{Passage clearance}}}{2} + 23\text{ mm}$$

$$H_{\substack{anta\\door}} = H_{\substack{\text{Luce passaggio}\\\textit{Passage clearance}}} - 10\text{ mm}$$

PIANA Internomuro - *Pocket door*

CARATTERISTICHE GENERALI ANTA PIANA - *GENERAL FEATURES OF THE PIANA DOORS*

MANIGLIA **X22**
HANDLE

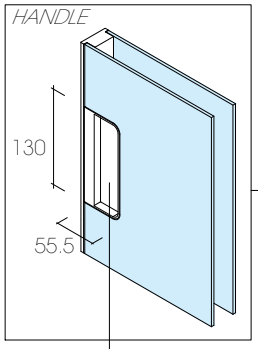

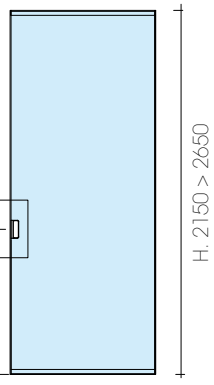

TIRAPORTA
PULL HANDLE

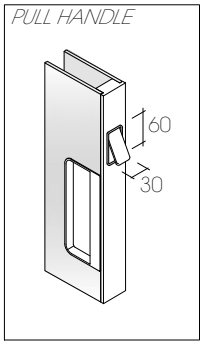

Maniglia in pressofusione in zama, verniciata in finitura uguale al telaio dell'anta
Die casting handle in zamak, lacquered in the same finishing of the door frame

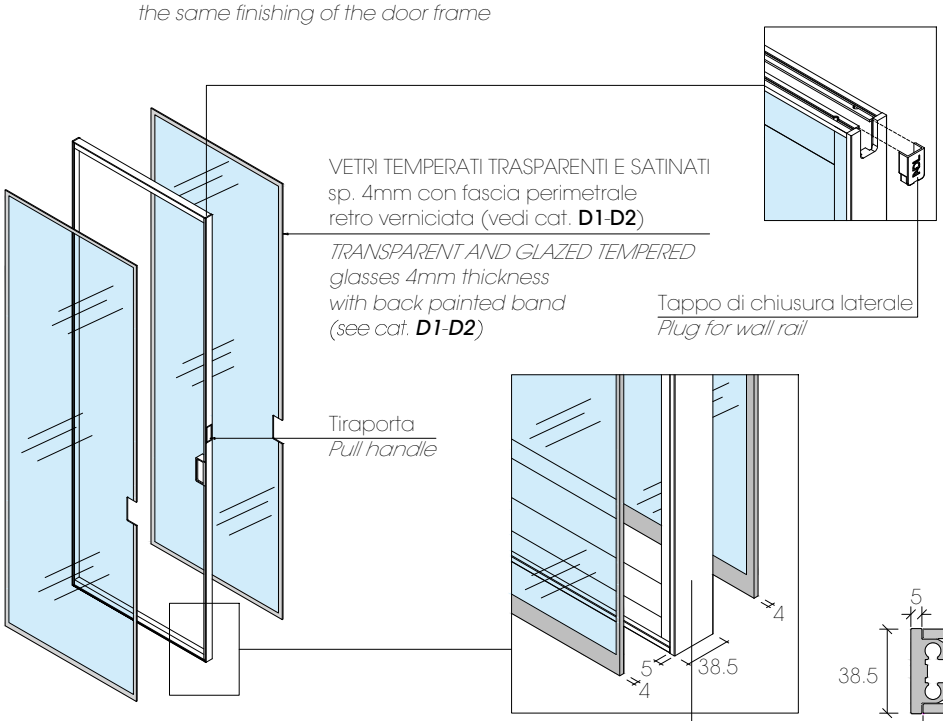

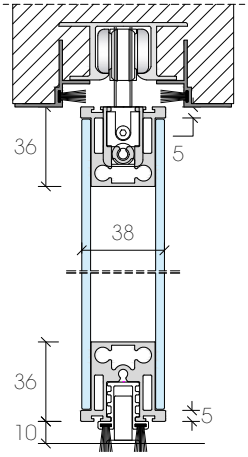

Sezione verticale
Vertical section

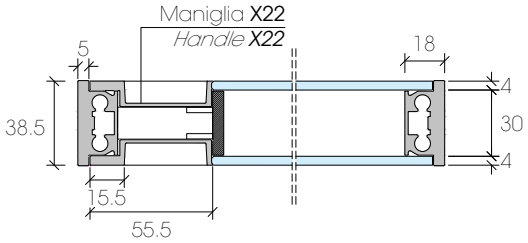

Sezione orizzontale - *Horizontal section*

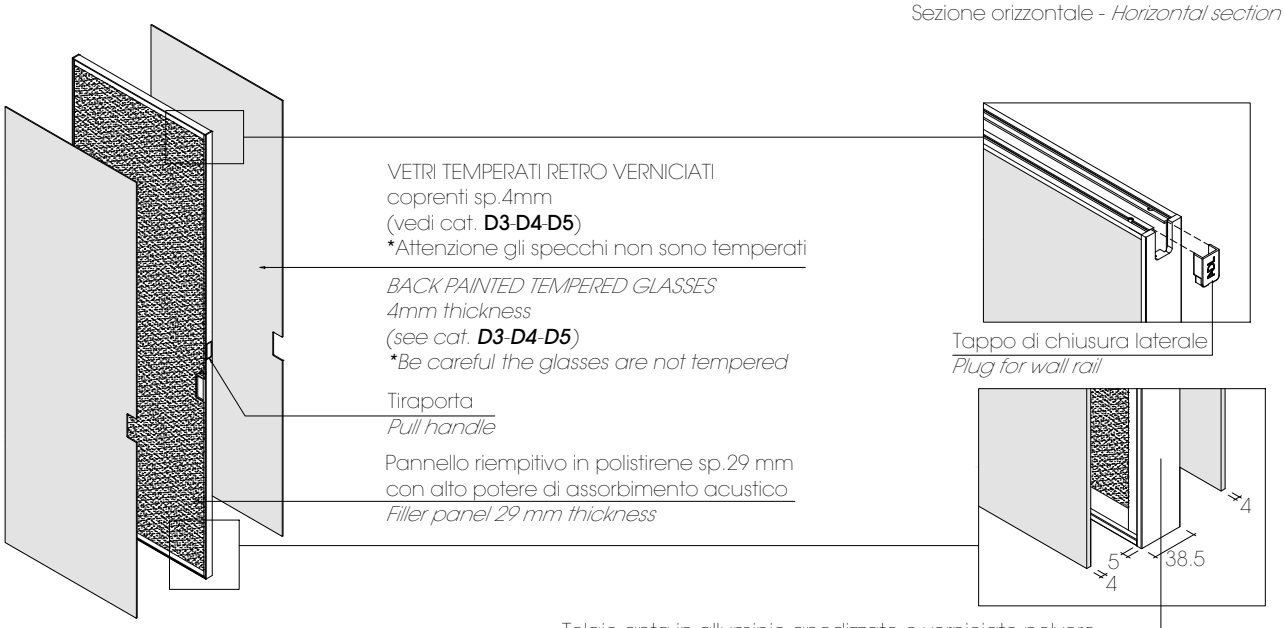

Vedi tabella finiture nel listino prezzi
See all the finishing on the price list

PIANA CON FASCIA Internomuro - *WITH BAND Pocket door*

CARATTERISTICHE GENERALI ANTA PIANA - *GENERAL FEATURES OF THE PIANA DOORS*

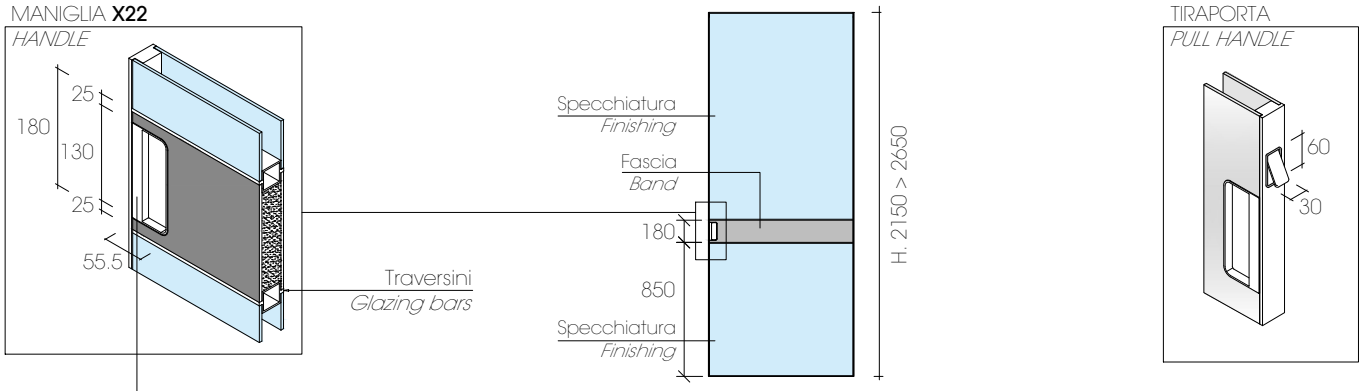

Maniglia in pressofusione in zama, verniciata in finitura uguale al telaio dell'anta
Die casting handle in zamak, lacquered in the same finishing of the door frame

Tappo di chiusura laterale
Plug for wall rail

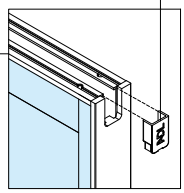

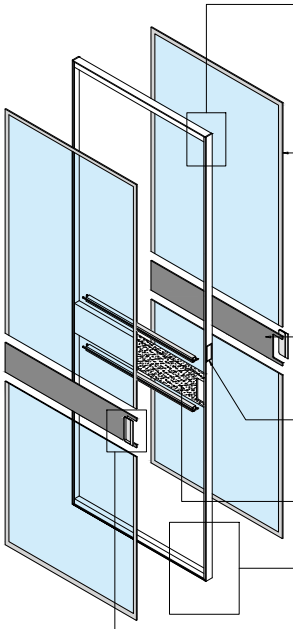

VETRI TEMPERATI TRASPARENTI E SATINATI
sp. 4mm con fascia perimetrale
retro verniciata (vedi cat. **D1-D2**)

*TRANSPARENT AND GLAZED TEMPERED glasses 4mm thickness with back painted band (see cat. **D1-D2**)*

Finitura fasce sp. 4mm
vedi listino prezzi
Bands finishings 4mm
See price list

Tiraporta
Pull handle

Pannello riempitivo
in polistirene sp.29 mm
Filler panel
29 mm thickness

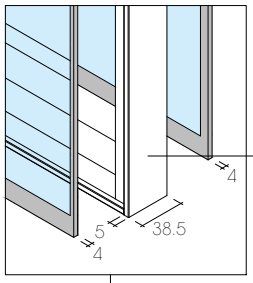

Telaio anta e traversini
in alluminio anodizzato
o verniciato polvere
Door's frame
and glazing bars
in anodized aluminium
or painted with powder

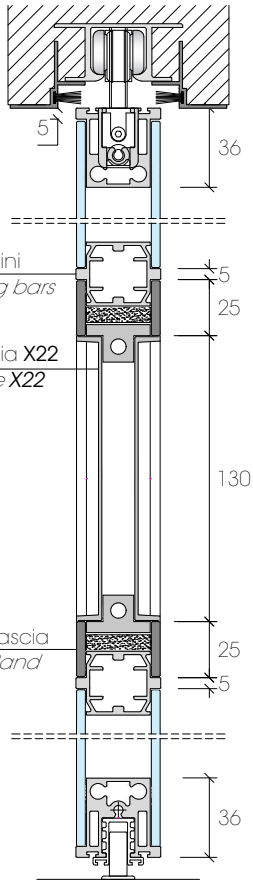

Sezione verticale
Vertical section

MANIGLIA/ *HANDLE* **X22**

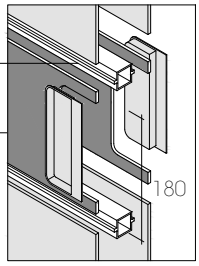

Traversini
Glazing bars

Pannello riempitivo in polistirene
sp.29 mm
Filler panel 29 mm thickness

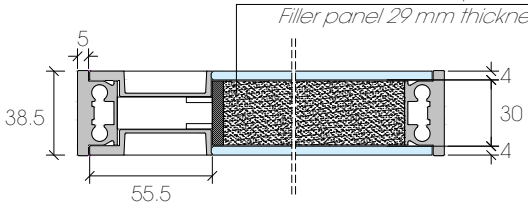

Sezione orizzontale - *Horizontal section*

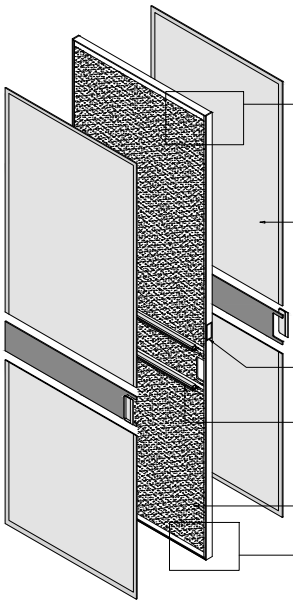

VETRI TEMPERATI RETRO VERNICIATI
coprenti sp.4mm
(vedi cat. **D3-D4-D5**)
*Attenzione gli specchi non sono temperati

BACK PAINTED TEMPERED GLASSES
4mm thickness
*(see cat. **D3-D4-D5**)*
**Be careful the glasses are not tempered*

Tiraporta
Pull handle

Traversini
Glazing bars

Pannello riempitivo in polistirene sp.29 mm
con alto potere di assorbimento acustico
Filler panel 29 mm thickness

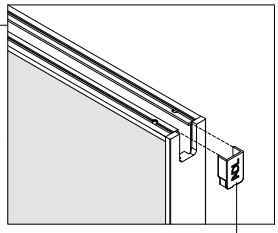

Tappo di chiusura laterale
Plug for wall rail

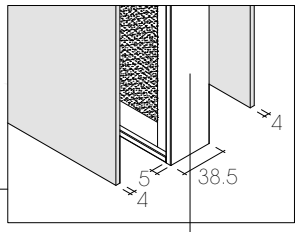

Telaio anta in alluminio anodizzato o verniciato polvere
Door's frame in anodized aluminium or painted with powder

Vedi tabella finiture nel listino prezzi
See all the finishing on the price list

ADL

PIANA Internomuro - *Pocket door*

CARATTERISTICHE GENERALI ANTA PIANA - *GENERAL FEATURES OF THE PIANA DOOR*

SERRATURE PIANA - PIANA CON FASCIA - SOLO PER ANTA INTERNOMURO SINGOLA

LOCKS PIANA - PIANA WITH BAND - ONLY FOR SINGLE POCKET DOOR

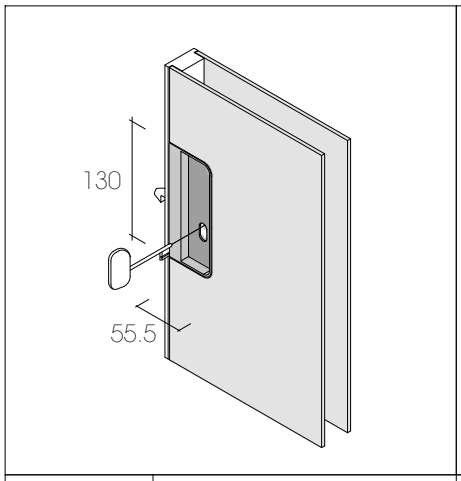

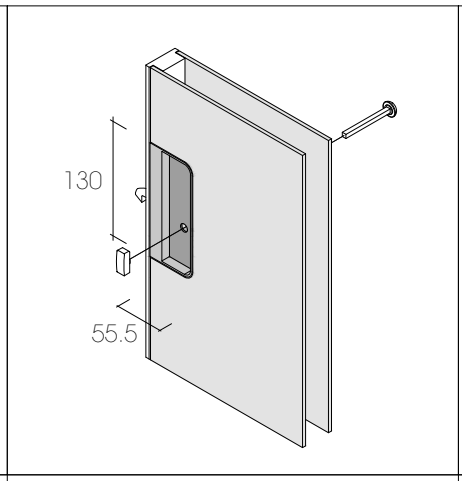

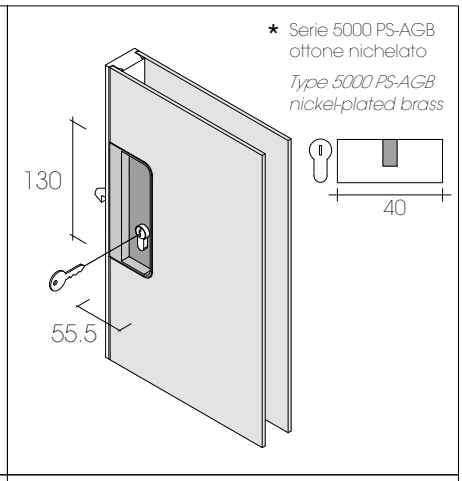

Tipo *Type*	X32	X33	X34
Caratteristiche *Characteristics*	con chiave *with key*	con nottolino (wc) in finitura = telaio *with latch (wc) same frame's finishing*	cilindro tipo "Yale" * *cylinder model "Yale"*